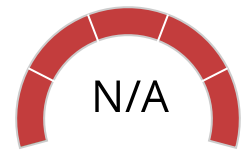
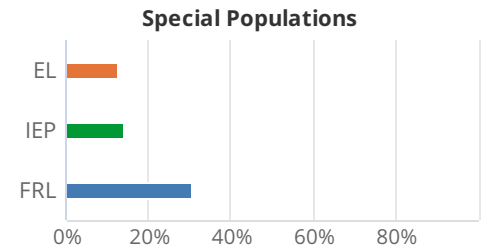
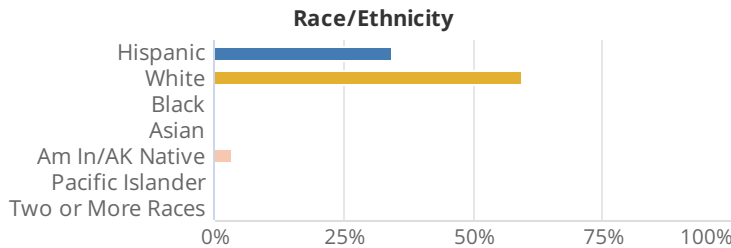


School Year 2016-2017 Nevada School Rating for Battle Mountain Elementary School

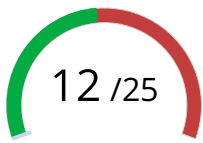


Battle Mountain Elementary School
 Lorrie Sparks, Principal
 Grade Levels: PK-05
 Website:
 School Level: Elementary School

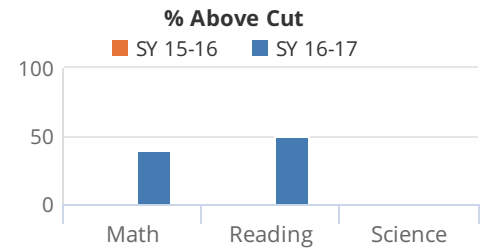
650 Altenburg Avenue
 Battle Mountain, NV 89820
 Phone: 775-635-2889



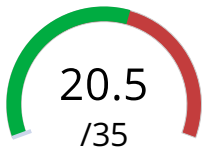
Academic Achievement




	% Above Cut	District
Math CRT	40.4	40.1
ELA CRT	49.5	48.3
Science CRT		
<i>Pooled Average</i>	45.0	44.2
Ready by Grade 3	50.0	48.5



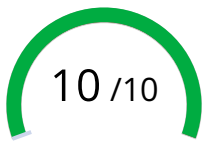
Student Growth



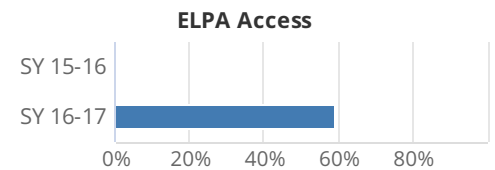
	SY 16-17
Math CRT MGP	53.5
ELA CRT MGP	52.0
Math CRT AGP	40.6
ELA CRT AGP	48.0



English Language



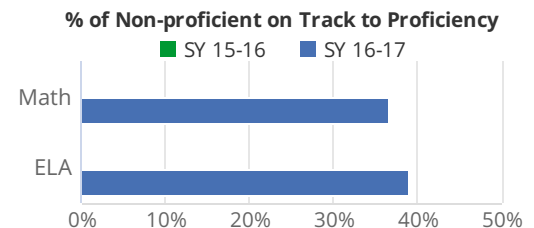
	% of EL Meeting AGP	District
ELPA	58.9	58.9



Closing Opportunity Gaps



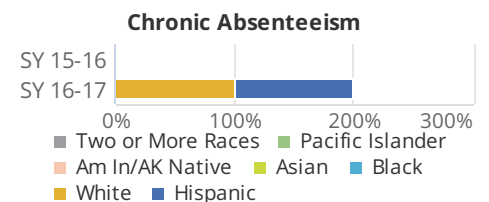
Non-proficient	% Meeting AGP
Math CRT	36.6
ELA CRT	39.1



Student Engagement



	% Chronically Absent	District
Chronic Absenteeism	100.0	100.0
	% Participation	Met Target
Climate Survey	75.3	Yes



What does my school rating mean?

TBD

What do the performance indicators mean?

Academic Achievement--Student Proficiency

Academic Achievement is a measure of student performance based on a single administration of the State assessment. Cut scores are set that determine the achievement level needed to be proficient on the assessment.

Student Proficiency is determined by calculating the percent of students in the school who met (Level 3) and exceed standards (Level 4) on the State assessments.

Points are earned based on a pooled average (total number of students proficient on all three assessments divided by total number of students taking all three assessments).

English Language Proficiency

English Language Proficiency is a measure of English Learners achieving English Language proficiency on the State English Language Proficiency assessment, WIDA. The NSPF includes Adequate Growth Percentiles to determine if English Language Learners are meeting the goal toward English Language proficiency. Students meeting their growth targets should be on track to become English proficient and exit English language status in five years.

Student Engagement

Student Engagement is a measure of Chronic Absenteeism and Climate Survey Participation. Research shows that attendance matters and that chronic absenteeism places students at risk of failure. Chronic absenteeism is defined as missing 10 percent, or more, of school days for any reason, including excused, unexcused or disciplinary absences. Students who are absent due to school sponsored activities are not considered absent for the purposes of this calculation. The Climate Survey is a state survey administered to students in certain grades across the state. Schools meeting or exceeding the 55% participation threshold can receive bonus points.

Growth

Student growth is a measure of performance on the state assessments over time.

- Student Growth Percentile (SGP) is a measure of student achievement over time and compares the achievement of similar subgroups of students from one test administration to the next. An SGP from 35 to 65 is considered typical growth.
- Median Growth Percentile (MGP) is a summary of the student growth percentiles (SGP) in a school. A school's Median Growth Percentile (MGP) is determined by rank ordering all the SGPs in the school from lowest to highest and finding the median or middle number.
- Adequate Growth Percentile (AGP) describes the amount of growth a student needs to remain or become proficient on the State assessment in three years.

Closing Opportunity Gaps/Equity

Closing Opportunity Gaps is a measure of non-proficiency. This measure includes students who were non-proficient on the previous year's State assessment and determines if those students in the current assessment administration succeeded in meeting their Adequate Growth Percentile. This is a measure of gap between proficient and non-proficient students.

Star Rating

TBD

Index Score